

Signify Classified - Internal
Cooper Lighting Solutions Photometric Lab
1121 Highway 74 South
Peachtree City, GA 30269



Scaled data based on original data using
LM-79-08 Approved Method: Electrical and Photometric Measurements of Solid-
State Lighting Products

Test Report Prepared for
Cooper Lighting Solutions
(formerly Eaton)

Brand: INVUE

Report Number: P870891

Luminaire Tested: **EMM2-HTN-SA2C-840-U-T4W-HSS**

Issue Date: 09/05/2024



Test Information

Test Method: LM-79-08
Report Number: P870891
Test Lab: INNOVATION CENTER(G3)
Issue Date: 09/05/2024
Manufacturer: COOPER LIGHTING SOLUTIONS (FORMERLY EATON)
Product Line: INVUE
Catalog Number: EMM2-HTN-SA2C-840-U-T4W-HSS
Description: EPIC MODERN TALL HOUSING DISCRETE LED ARRAYS 120W 80CRI 4000K
FIXTURE w/ TYPE IV WIDE DISTRIBUTION OPTIC AND HOUSE SIDE SHIELD
Light Source: (20) 4000K CCT, 80 CRI LEDS
Ballast/Driver: ELECTRONIC DRIVER

Summary

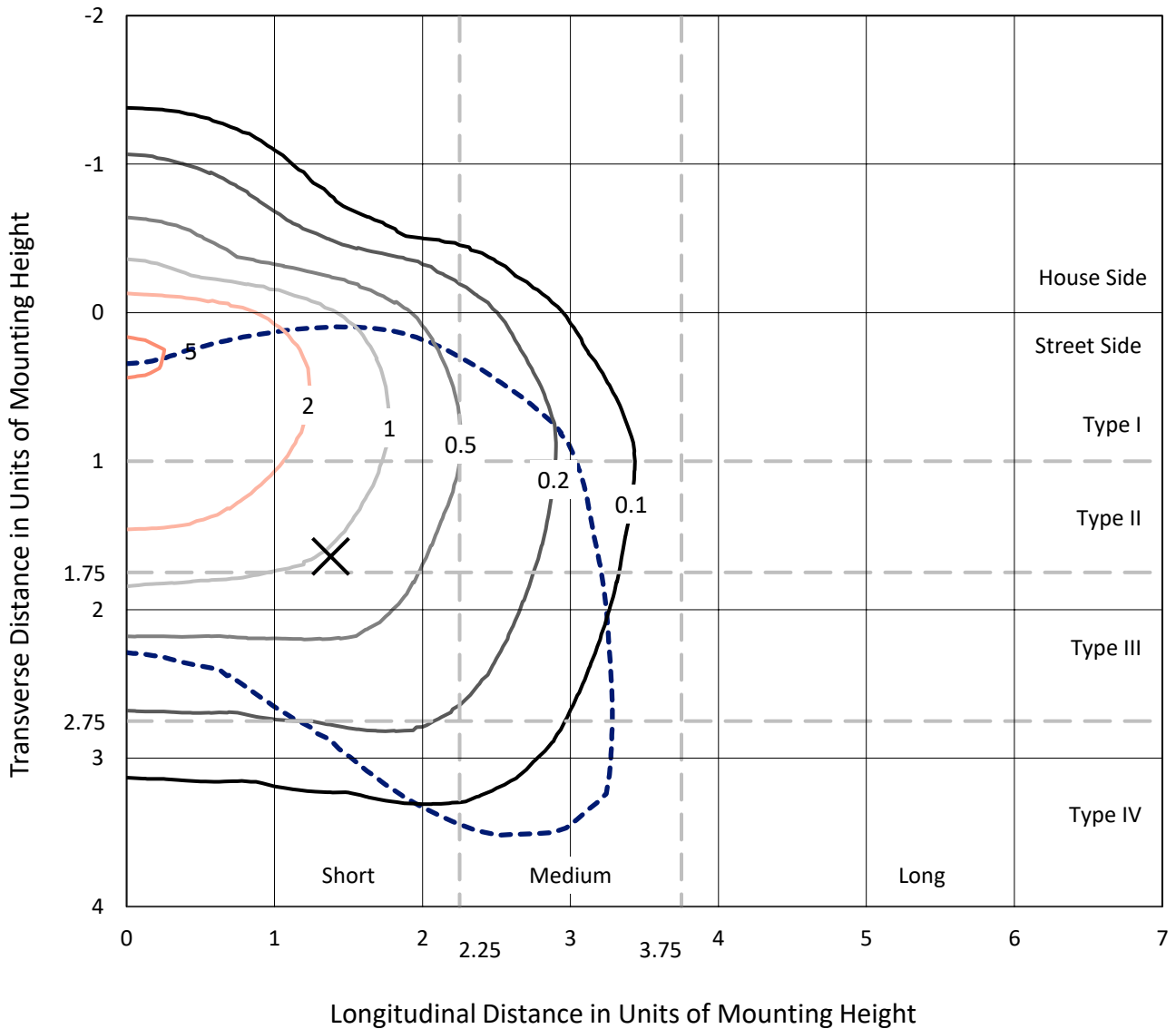
Lumens per Lamp: N/A
Luminaire Lumens: 9237.6 lumens
Efficiency: N/A
Efficacy: 91.5 lumens/watt
Luminous Opening: Rectangular (W 0.67' x L: 0.33' x H: 0')
IES Classification: Type IV - Short
BUG Rating: B1 - U0 - G2

Input Watts (W): 101
Input Voltage (V): 120
Input Current (A_{in}): NR
Voltage Rise (V): NR
Power Factor: 0.99
Total Harmonic Distortion (THDi): 9.45%
Frequency (hertz): 60
Stabilization Time: NR
Operation Time: NR
Ambient Temperature (°C): NR
Test Distance: 24 FT

REPORT NUMBER: P870891
 CATALOG NUMBER: EMM2-HTN-SA2C-840-U-T4W-HSS

Iso-Footcandle Lines of Horizontal Illumination

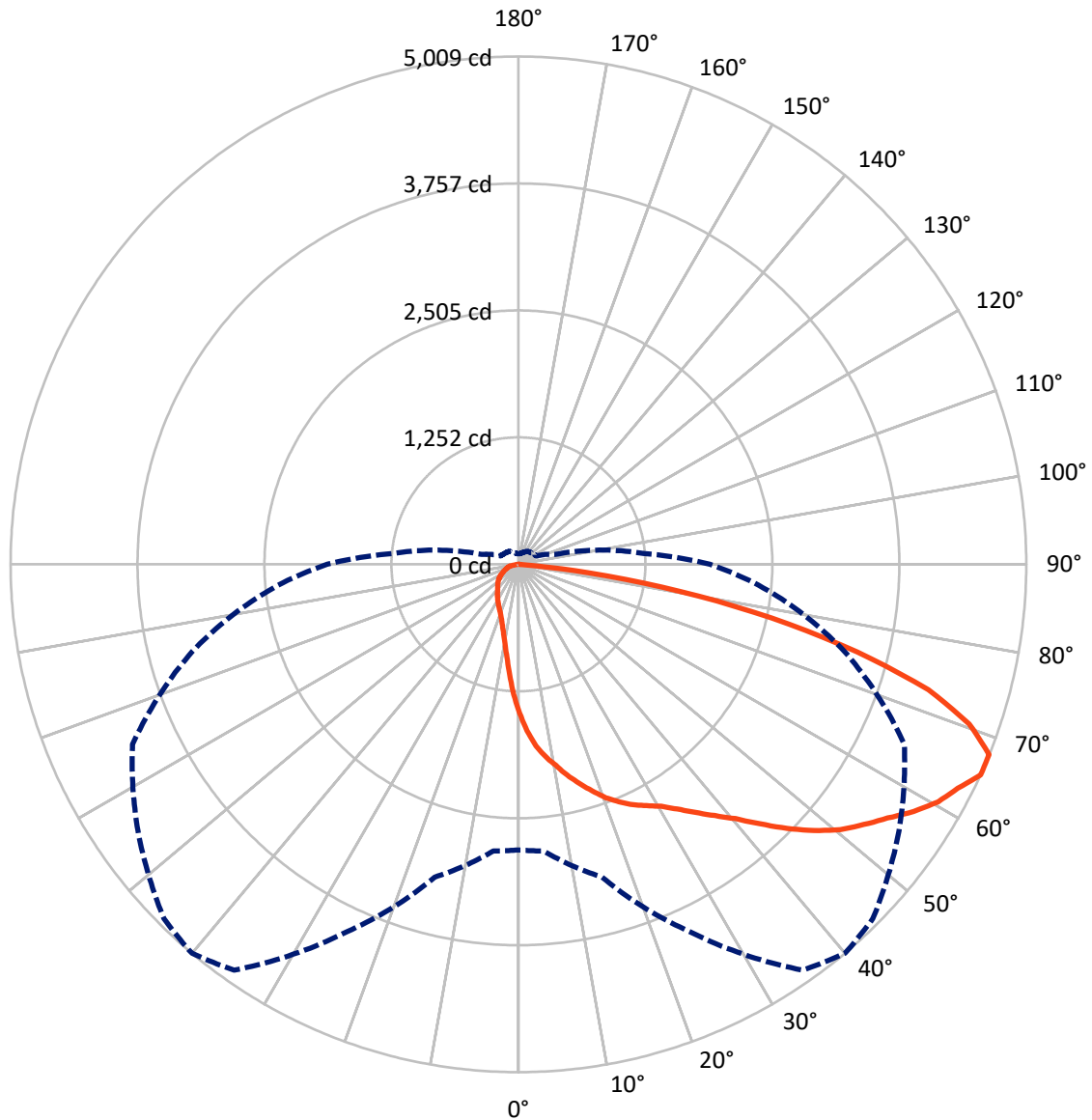
✕ Max cd
 - - - 1/2 Max cd



Based on 20 foot mounting height. Maximum calculated value = 5.3 fc
 Type IV - Short - N/A

REPORT NUMBER: P870891
CATALOG NUMBER: EMM2-HTN-SA2C-840-U-T4W-HSS

Luminous Intensity Polar Plot



— Vertical Plane Through 40-Deg Lateral - - - Horizontal Cone Through 65-Deg Vertical



REPORT NUMBER: P870891
 CATALOG NUMBER: EMM2-HTN-SA2C-840-U-T4W-HSS

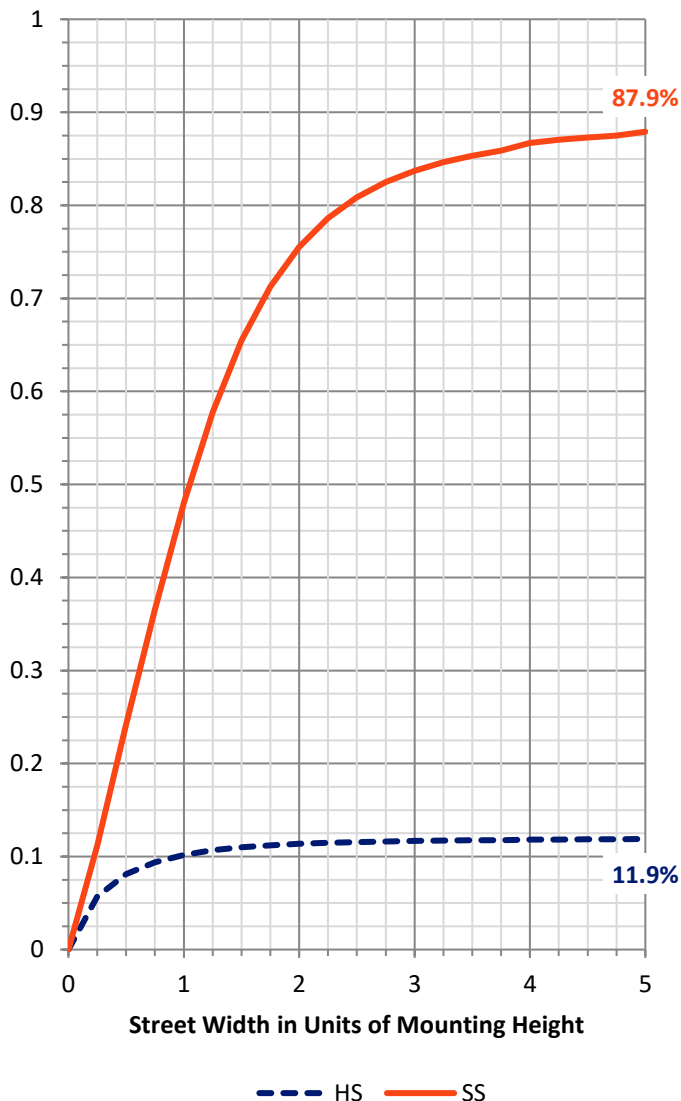
FLUX DISTRIBUTION:

		Downward	Upward	Total
House Side	Lumens	1105.9	0.0	1105.9
	% Fixture	12.0	0.0	12.0
Street Side	Lumens	8131.7	0.0	8131.7
	% Fixture	88.0	0.0	88.0
Total	Lumens	9237.6	0.0	9237.6
	% Fixture	100.0	0.0	100.0

ZONAL LUMENS:

Zone	Lumens	% Fixture
0°-10°	137.4	1.5
10°-20°	413.3	4.5
20°-30°	711.0	7.7
30°-40°	1074.7	11.6
40°-50°	1571.5	17.0
50°-60°	2007.2	21.7
60°-70°	2003.1	21.7
70°-80°	1174.6	12.7
80°-90°	144.7	1.6
90°-100°	0.0	0.0
100°-110°	0.0	0.0
110°-120°	0.0	0.0
120°-130°	0.0	0.0
130°-140°	0.0	0.0
140°-150°	0.0	0.0
150°-160°	0.0	0.0
160°-170°	0.0	0.0
170°-180°	0.0	0.0
0°-90°	9237.6	100.0
0°-180°	9237.6	100.0

Coefficient of Utilization



REPORT NUMBER: P870891

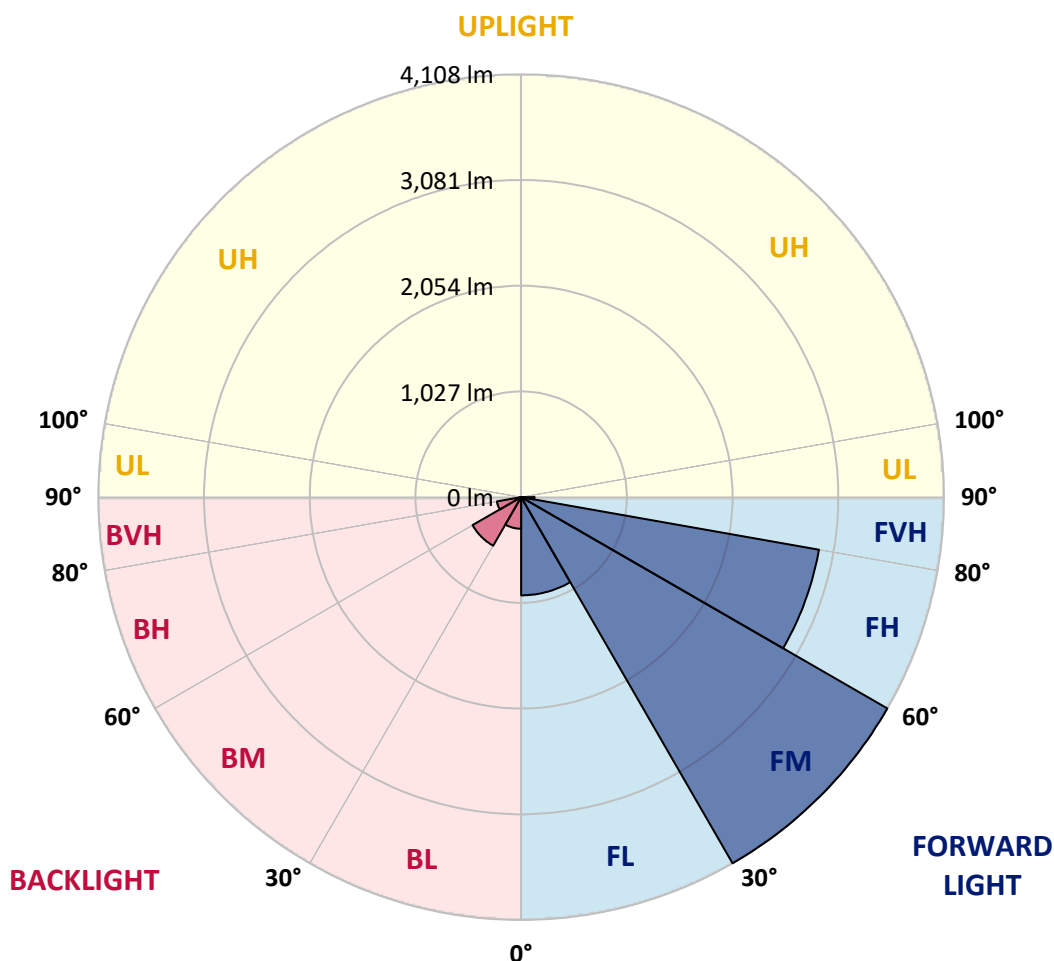
CATALOG NUMBER: EMM2-HTN-SA2C-840-U-T4W-HSS

LUMINAIRE CLASSIFICATION SYSTEM LUMEN TABLE AND BUG RATING:

Zone	Lumens	% Fixture	Zone Rating/Lumen Limit		
			B	U	G
FL (0°-30°)	954.1	10.3			
FM (30°-60°)	4108.4	44.5			
FH (60°-80°)	2938.3	31.8			G2/5000
FVH (80°-90°)	130.8	1.4			G2/225
BL (0°-30°)	307.6	3.3	B1/500		
BM (30°-60°)	545.0	5.9	B1/1000		
BH (60°-80°)	239.4	2.6	B1/500		G1/500
BVH (80°-90°)	13.9	0.2			G1/100
UL (90°-100°)	0.0	0.0		U0/0	
UH (100°-180°)	0.0	0.0		U0/0	

BUG Rating: B1-U0-G2

Type IV Short





REPORT NUMBER: P870891

CATALOG NUMBER: EMM2-HTN-SA2C-840-U-T4W-HSS

CANDELA DISTRIBUTION (FULL):

	0°	5°	15°	25°	35°	40°	45°	55°	65°	75°	85°
0°	1468.4	1468.4	1468.4	1468.4	1468.4	1468.4	1468.4	1468.4	1468.4	1468.4	1468.4
2.5°	1713.1	1705.3	1689.7	1676.7	1658.4	1642.8	1627.2	1598.6	1562.1	1530.9	1491.8
5°	1882.4	1869.3	1858.9	1843.3	1812.1	1799.0	1788.6	1728.7	1666.3	1601.2	1515.3
7.5°	2002.1	2012.5	1991.7	1968.3	1929.2	1913.6	1898.0	1838.1	1760.0	1666.3	1543.9
10°	2140.1	2142.7	2116.7	2088.0	2046.4	2015.1	1994.3	1921.4	1835.5	1731.3	1575.1
12.5°	2272.9	2272.9	2257.3	2215.6	2160.9	2132.3	2095.8	2012.5	1908.4	1786.0	1611.6
15°	2379.6	2384.8	2371.8	2340.6	2280.7	2241.6	2205.2	2108.9	1976.1	1848.5	1640.2
17.5°	2476.0	2473.4	2465.5	2436.9	2379.6	2348.4	2311.9	2205.2	2054.2	1898.0	1684.5
20°	2541.0	2541.0	2538.4	2522.8	2481.2	2457.7	2413.5	2301.5	2140.1	1970.9	1731.3
22.5°	2590.5	2587.9	2587.9	2590.5	2567.1	2543.6	2525.4	2413.5	2228.6	2033.4	1778.2
25°	2632.2	2629.6	2637.4	2642.6	2632.2	2627.0	2606.1	2520.2	2338.0	2106.3	1825.1
27.5°	2686.8	2694.7	2692.0	2692.0	2689.4	2694.7	2692.0	2619.1	2444.7	2184.4	1874.5
30°	2772.8	2785.8	2778.0	2767.6	2767.6	2770.2	2783.2	2736.3	2569.7	2280.7	1929.2
32.5°	2973.2	2960.2	2905.5	2869.1	2874.3	2876.9	2889.9	2863.9	2694.7	2390.0	1986.5
35°	3202.3	3186.7	3126.8	3043.5	3014.9	3004.5	3001.9	2986.2	2830.0	2507.2	2054.2
37.5°	3499.1	3504.3	3415.8	3296.1	3210.2	3145.1	3132.0	3098.2	2947.2	2613.9	2124.5
40°	3801.2	3780.3	3704.8	3587.7	3418.4	3298.7	3259.6	3212.8	3080.0	2725.9	2192.2
42.5°	4092.7	4053.7	3954.8	3827.2	3629.3	3499.1	3410.6	3350.7	3202.3	2848.3	2257.3
45°	4472.9	4360.9	4183.9	4069.3	3822.0	3715.2	3634.5	3501.7	3348.1	2970.6	2335.4
47.5°	4772.3	4556.2	4394.8	4345.3	4022.5	3923.5	3850.6	3665.8	3496.5	3108.6	2416.1
50°	4717.6	4584.8	4545.8	4501.5	4173.5	4113.6	4045.9	3853.2	3647.5	3254.4	2494.2
52.5°	4577.0	4592.6	4642.1	4566.6	4306.2	4264.6	4220.3	4053.7	3798.5	3374.2	2564.5
55°	4465.1	4496.3	4629.1	4605.6	4465.1	4418.2	4386.9	4251.6	3944.3	3483.5	2624.4
57.5°	4262.0	4235.9	4402.6	4673.3	4634.3	4597.8	4566.6	4459.8	4092.7	3561.6	2663.4
60°	3941.7	3845.4	4069.3	4590.0	4751.4	4756.6	4738.4	4616.1	4212.5	3561.6	2642.6
62.5°	3491.3	3400.2	3676.2	4311.4	4813.9	4863.4	4853.0	4670.7	4264.6	3483.5	2561.9
65°	2817.0	2837.8	3194.5	3996.4	4886.8	5009.2	4944.1	4582.2	4199.5	3332.5	2379.6
67.5°	2249.4	2311.9	2632.2	3587.7	4853.0	5006.6	4915.5	4332.3	3920.9	3121.6	2101.0
70°	1775.6	1817.3	2082.8	3035.7	4556.2	4717.6	4603.0	3949.6	3449.7	2796.2	1747.0
72.5°	1387.7	1426.7	1653.2	2429.1	4040.7	4228.1	4084.9	3434.1	2861.3	2371.8	1387.7
75°	1054.4	1083.1	1252.3	1871.9	3218.0	3452.3	3348.1	2749.3	2233.8	1877.1	1062.2
77.5°	679.5	718.6	908.6	1312.2	2272.9	2554.1	2567.1	2054.2	1606.4	1356.4	781.1
80°	450.4	466.0	583.2	854.0	1398.1	1616.8	1692.3	1387.7	1025.8	864.4	562.4
82.5°	187.5	208.3	278.6	429.6	700.3	703.0	804.5	585.8	416.6	367.1	236.9
85°	5.2	10.4	7.8	20.8	18.2	28.6	33.8	46.9	33.8	36.4	36.4
87.5°	0.0	0.0	2.6	2.6	5.2	5.2	5.2	5.2	5.2	7.8	5.2
90°	0.0	0.0	0.0	0.0	0.0	0.0	0.0	0.0	0.0	0.0	0.0



REPORT NUMBER: P870891

CATALOG NUMBER: EMM2-HTN-SA2C-840-U-T4W-HSS

CANDELA DISTRIBUTION (continued):

	90°	95°	105°	115°	125°	135°	145°	155°	165°	175°	180°
0°	1468.4	1468.4	1468.4	1468.4	1468.4	1468.4	1468.4	1468.4	1468.4	1468.4	1468.4
2.5°	1473.6	1450.2	1403.3	1366.9	1327.8	1299.2	1273.1	1244.5	1226.3	1228.9	1210.6
5°	1473.6	1429.3	1335.6	1252.3	1176.8	1122.1	1062.2	1015.4	981.5	976.3	991.9
7.5°	1481.4	1408.5	1267.9	1142.9	1038.8	952.9	890.4	843.5	820.1	804.5	801.9
10°	1489.2	1392.9	1205.4	1046.6	916.4	822.7	768.0	716.0	689.9	687.3	679.5
12.5°	1494.4	1374.7	1148.2	950.3	814.9	726.4	671.7	630.1	609.2	609.2	606.6
15°	1512.6	1369.5	1088.3	877.4	736.8	650.9	604.0	570.2	557.2	549.3	546.7
17.5°	1528.3	1359.0	1036.2	804.5	666.5	591.0	546.7	523.3	510.3	505.1	502.5
20°	1551.7	1353.8	986.7	744.6	614.4	541.5	507.7	486.9	479.0	473.8	473.8
22.5°	1575.1	1348.6	937.3	692.5	570.2	505.1	473.8	455.6	447.8	445.2	442.6
25°	1603.8	1346.0	895.6	648.3	531.1	476.4	447.8	432.2	421.8	416.6	416.6
27.5°	1632.4	1348.6	854.0	604.0	497.3	450.4	421.8	403.5	395.7	385.3	387.9
30°	1671.5	1351.2	820.1	567.6	468.6	424.4	398.3	374.9	364.5	359.3	359.3
32.5°	1710.5	1361.6	786.3	533.7	440.0	403.5	372.3	351.5	338.5	335.9	333.3
35°	1752.2	1369.5	755.0	505.1	416.6	380.1	348.9	328.0	317.6	315.0	315.0
37.5°	1799.0	1382.5	731.6	479.0	393.1	356.7	328.0	307.2	299.4	296.8	296.8
40°	1848.5	1403.3	713.4	455.6	374.9	335.9	309.8	291.6	286.4	283.8	283.8
42.5°	1898.0	1421.5	697.7	437.4	356.7	317.6	296.8	278.6	270.8	270.8	270.8
45°	1944.8	1434.5	682.1	419.2	338.5	304.6	281.2	265.6	257.7	257.7	257.7
47.5°	1986.5	1447.6	658.7	400.9	320.2	286.4	268.2	252.5	244.7	244.7	244.7
50°	2030.8	1455.4	632.7	377.5	302.0	273.4	255.1	236.9	231.7	229.1	229.1
52.5°	2067.2	1455.4	598.8	354.1	281.2	255.1	239.5	223.9	216.1	210.9	210.9
55°	2093.2	1455.4	562.4	325.4	260.4	239.5	223.9	208.3	197.9	190.1	190.1
57.5°	2108.9	1447.6	520.7	291.6	239.5	218.7	208.3	190.1	169.2	153.6	148.4
60°	2095.8	1424.1	476.4	255.1	216.1	200.5	192.7	169.2	140.6	132.8	132.8
62.5°	2041.2	1369.5	432.2	223.9	197.9	182.2	174.4	148.4	127.6	119.8	119.8
65°	1887.6	1236.7	377.5	195.3	177.0	166.6	156.2	132.8	114.6	104.1	104.1
67.5°	1663.7	1067.4	315.0	171.8	158.8	151.0	143.2	119.8	101.5	91.1	91.1
70°	1348.6	861.8	268.2	151.0	140.6	135.4	127.6	109.3	88.5	80.7	80.7
72.5°	1059.6	676.9	223.9	135.4	130.2	119.8	114.6	96.3	80.7	72.9	72.9
75°	788.9	505.1	197.9	119.8	119.8	106.7	104.1	85.9	70.3	65.1	65.1
77.5°	580.6	374.9	171.8	104.1	104.1	93.7	88.5	75.5	65.1	59.9	59.9
80°	393.1	255.1	127.6	78.1	78.1	75.5	70.3	65.1	54.7	49.5	46.9
82.5°	166.6	106.7	62.5	39.1	36.4	28.6	23.4	18.2	18.2	15.6	15.6
85°	28.6	13.0	13.0	10.4	7.8	7.8	7.8	5.2	5.2	5.2	5.2
87.5°	5.2	5.2	5.2	5.2	5.2	5.2	2.6	2.6	2.6	2.6	2.6
90°	0.0	0.0	0.0	0.0	0.0	0.0	0.0	0.0	0.0	0.0	0.0

LM-79-2019: Approved Method: Electrical and Photometric Measurements of Solid-
State Lighting Products

Report Prepared for

Cooper Lighting Solutions

Streetworks

Report Number: SP1-2407-157-8

Test Date: 09/05/2024

Luminaire Tested: MEM2-HTN-SA-40-840-U-5WQ

Data in this report applies to families of products including MEM2-HTN-SA-40-840-U-5WQ

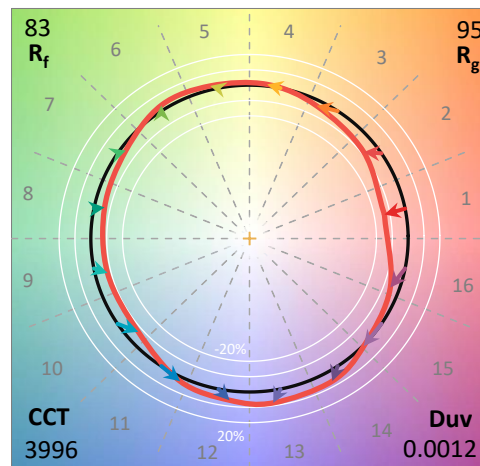
Test Information

Test Method: LM-79-2019
 Report Number: SP1-2407-157-8
 Test Lab: COOPER LIGHTING SOLUTIONS
 Photometer: SP1 - 76IN SPHERE
 Measurement Geometry: 4π
 Issue Date: 09/05/2024
 Manufacturer: COOPER LIGHTING SOLUTIONS
 Product Line: Streetworks
 Catalog Number: **MEM2-HTN-SA-40-840-U-5WQ**
 Description: Epic Modern Light Square 40W 5WQ Optic

Spectral Parameters

CCT (K): 3996
 CIE u': 0.2245
 CIE v': 0.5031
 Duv: 0.0012
 CIE x: 0.3815
 CIE y: 0.3799
 CIE z: 0.2386
 Peak Wavelength (nm): 449
 Dominant Wavelength (nm): 578
 Purity: 28.49233
 Rf: 82.6
 Rg: 95.1

CRI (Ra):	80.6		
R1:	78.1	R9:	-5.8
R2:	87.1	R10:	70.3
R3:	94.5	R11:	78.7
R4:	79.7	R12:	60.5
R5:	78.7	R13:	80.2
R6:	82.7	R14:	97.2
R7:	84.3	R15:	70.6
R8:	59.5		



Test Conditions

Stabilization Time: 29M
 Operation Time: 1H 29M
 Sphere Temperature (°C): 24.3

REPORT NUMBER: SP1-2407-157-8

Measurement and Test Equipment			
Instrument	Identification Number	Calibration Date	Calibration Due Date
Photometer	IN0058	6/18/2024	12/18/2024
Power Meter	INXT2011004	2/8/2024	2/8/2025
AC Power Source	IN0063	10/24/2023	10/24/2024
DC Power Source	IN0208	10/24/2023	10/24/2024
Sphere Thermometer	IN0085	10/24/2023	10/24/2024
Room Thermometer	IN0046	10/24/2023	10/24/2024

REPORT NUMBER: SP1-2407-157-8

CIE 1931 Chromaticity Diagram



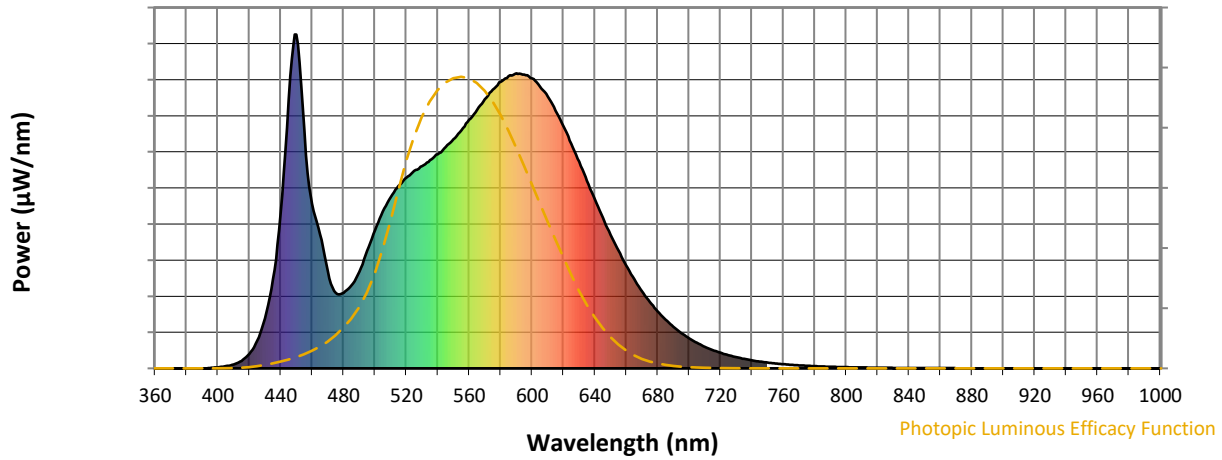
CIE 1931 Chromaticity Diagram with 2017 ANSI 7-Step and 4-Step Quadrangles



Point lies inside the ANSI 4000K 4-step quadrangle

REPORT NUMBER: SP1-2407-157-8

Photopic Flux vs. Wavelength



Photopic Lumens: NR

λ (nm)	Power W [^] /nm	Lumens (φ/nm)	λ (nm)	Power W [^] /nm	Lumens (φ/nm)	λ (nm)	Power W [^] /nm	Lumens (φ/nm)	λ (nm)	Power W [^] /nm	Lumens (φ/nm)	λ (nm)	Power W [^] /nm	Lumens (φ/nm)
360	0	NR	490	289	NR	620	725	NR	750	17	NR	880	0	NR
365	0	NR	495	351	NR	625	673	NR	755	15	NR	885	0	NR
370	0	NR	500	414	NR	630	619	NR	760	13	NR	890	0	NR
375	0	NR	505	470	NR	635	562	NR	765	11	NR	895	0	NR
380	0	NR	510	513	NR	640	506	NR	770	9	NR	900	0	NR
385	0	NR	515	546	NR	645	452	NR	775	8	NR	905	0	NR
390	0	NR	520	571	NR	650	400	NR	780	7	NR	910	0	NR
395	1	NR	525	592	NR	655	352	NR	785	6	NR	915	0	NR
400	3	NR	530	606	NR	660	307	NR	790	5	NR	920	0	NR
405	6	NR	535	624	NR	665	267	NR	795	4	NR	925	0	NR
410	12	NR	540	642	NR	670	231	NR	800	4	NR	930	0	NR
415	22	NR	545	663	NR	675	199	NR	805	3	NR	935	0	NR
420	44	NR	550	686	NR	680	171	NR	810	3	NR	940	0	NR
425	83	NR	555	713	NR	685	146	NR	815	2	NR	945	0	NR
430	150	NR	560	745	NR	690	125	NR	820	2	NR	950	0	NR
435	267	NR	565	774	NR	695	106	NR	825	2	NR	955	0	NR
440	466	NR	570	806	NR	700	90	NR	830	1	NR	960	0	NR
445	804	NR	575	835	NR	705	76	NR	835	1	NR	965	0	NR
450	1000	NR	580	858	NR	710	65	NR	840	1	NR	970	0	NR
455	715	NR	585	875	NR	715	55	NR	845	1	NR	975	0	NR
460	492	NR	590	884	NR	720	47	NR	850	1	NR	980	0	NR
465	402	NR	595	880	NR	725	40	NR	855	1	NR	985	0	NR
470	288	NR	600	868	NR	730	34	NR	860	1	NR	990	0	NR
475	226	NR	605	844	NR	735	28	NR	865	1	NR	995	0	NR
480	227	NR	610	814	NR	740	24	NR	870	0	NR	1000	0	NR
485	248	NR	615	771	NR	745	20	NR	875	0	NR			

REPORT NUMBER: SP1-2407-157-8

Scotopic Flux vs. Wavelength



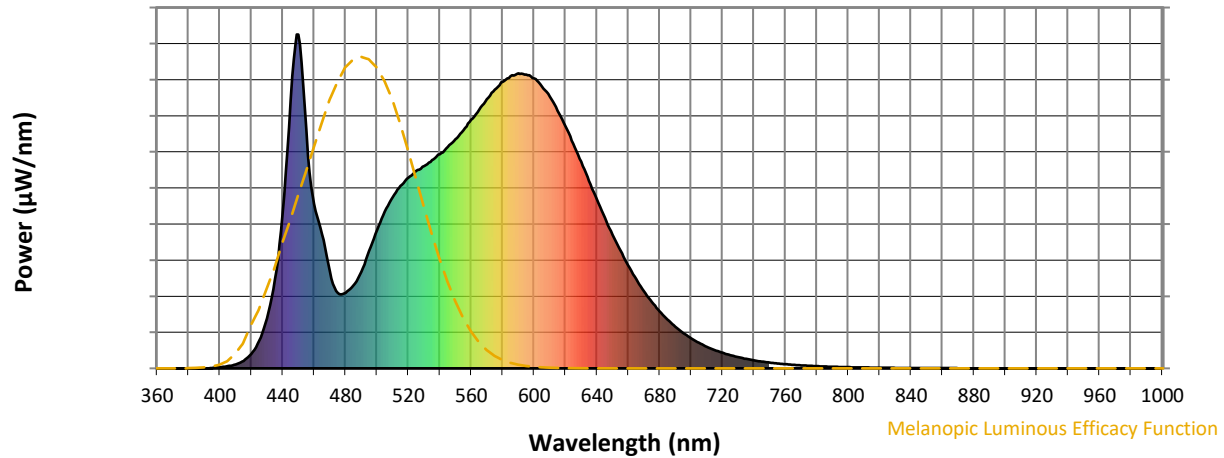
Scotopic Lumens: NR

S/P: 1.66

λ (nm)	Power W [^] /nm	Lumens (ϕ /nm)	λ (nm)	Power W [^] /nm	Lumens (ϕ /nm)	λ (nm)	Power W [^] /nm	Lumens (ϕ /nm)	λ (nm)	Power W [^] /nm	Lumens (ϕ /nm)	λ (nm)	Power W [^] /nm	Lumens (ϕ /nm)
360	0	NR	490	289	NR	620	725	NR	750	17	NR	880	0	NR
365	0	NR	495	351	NR	625	673	NR	755	15	NR	885	0	NR
370	0	NR	500	414	NR	630	619	NR	760	13	NR	890	0	NR
375	0	NR	505	470	NR	635	562	NR	765	11	NR	895	0	NR
380	0	NR	510	513	NR	640	506	NR	770	9	NR	900	0	NR
385	0	NR	515	546	NR	645	452	NR	775	8	NR	905	0	NR
390	0	NR	520	571	NR	650	400	NR	780	7	NR	910	0	NR
395	1	NR	525	592	NR	655	352	NR	785	6	NR	915	0	NR
400	3	NR	530	606	NR	660	307	NR	790	5	NR	920	0	NR
405	6	NR	535	624	NR	665	267	NR	795	4	NR	925	0	NR
410	12	NR	540	642	NR	670	231	NR	800	4	NR	930	0	NR
415	22	NR	545	663	NR	675	199	NR	805	3	NR	935	0	NR
420	44	NR	550	686	NR	680	171	NR	810	3	NR	940	0	NR
425	83	NR	555	713	NR	685	146	NR	815	2	NR	945	0	NR
430	150	NR	560	745	NR	690	125	NR	820	2	NR	950	0	NR
435	267	NR	565	774	NR	695	106	NR	825	2	NR	955	0	NR
440	466	NR	570	806	NR	700	90	NR	830	1	NR	960	0	NR
445	804	NR	575	835	NR	705	76	NR	835	1	NR	965	0	NR
450	1000	NR	580	858	NR	710	65	NR	840	1	NR	970	0	NR
455	715	NR	585	875	NR	715	55	NR	845	1	NR	975	0	NR
460	492	NR	590	884	NR	720	47	NR	850	1	NR	980	0	NR
465	402	NR	595	880	NR	725	40	NR	855	1	NR	985	0	NR
470	288	NR	600	868	NR	730	34	NR	860	1	NR	990	0	NR
475	226	NR	605	844	NR	735	28	NR	865	1	NR	995	0	NR
480	227	NR	610	814	NR	740	24	NR	870	0	NR	1000	0	NR
485	248	NR	615	771	NR	745	20	NR	875	0	NR			

REPORT NUMBER: SP1-2407-157-8

Melanopic Flux vs. Wavelength



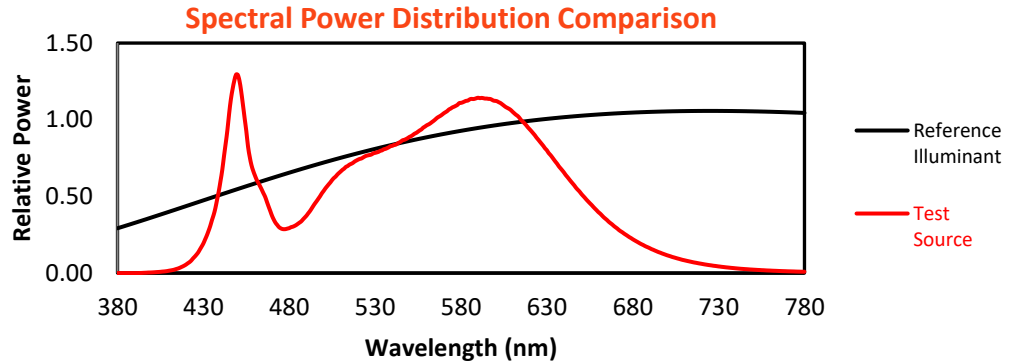
Melanopic Lumens: NR

M/P: 3.37

λ (nm)	Power W [^] /nm	Lumens (φ/nm)	λ (nm)	Power W [^] /nm	Lumens (φ/nm)	λ (nm)	Power W [^] /nm	Lumens (φ/nm)	λ (nm)	Power W [^] /nm	Lumens (φ/nm)	λ (nm)	Power W [^] /nm	Lumens (φ/nm)
360	0	NR	490	289	NR	620	725	NR	750	17	NR	880	0	NR
365	0	NR	495	351	NR	625	673	NR	755	15	NR	885	0	NR
370	0	NR	500	414	NR	630	619	NR	760	13	NR	890	0	NR
375	0	NR	505	470	NR	635	562	NR	765	11	NR	895	0	NR
380	0	NR	510	513	NR	640	506	NR	770	9	NR	900	0	NR
385	0	NR	515	546	NR	645	452	NR	775	8	NR	905	0	NR
390	0	NR	520	571	NR	650	400	NR	780	7	NR	910	0	NR
395	1	NR	525	592	NR	655	352	NR	785	6	NR	915	0	NR
400	3	NR	530	606	NR	660	307	NR	790	5	NR	920	0	NR
405	6	NR	535	624	NR	665	267	NR	795	4	NR	925	0	NR
410	12	NR	540	642	NR	670	231	NR	800	4	NR	930	0	NR
415	22	NR	545	663	NR	675	199	NR	805	3	NR	935	0	NR
420	44	NR	550	686	NR	680	171	NR	810	3	NR	940	0	NR
425	83	NR	555	713	NR	685	146	NR	815	2	NR	945	0	NR
430	150	NR	560	745	NR	690	125	NR	820	2	NR	950	0	NR
435	267	NR	565	774	NR	695	106	NR	825	2	NR	955	0	NR
440	466	NR	570	806	NR	700	90	NR	830	1	NR	960	0	NR
445	804	NR	575	835	NR	705	76	NR	835	1	NR	965	0	NR
450	1000	NR	580	858	NR	710	65	NR	840	1	NR	970	0	NR
455	715	NR	585	875	NR	715	55	NR	845	1	NR	975	0	NR
460	492	NR	590	884	NR	720	47	NR	850	1	NR	980	0	NR
465	402	NR	595	880	NR	725	40	NR	855	1	NR	985	0	NR
470	288	NR	600	868	NR	730	34	NR	860	1	NR	990	0	NR
475	226	NR	605	844	NR	735	28	NR	865	1	NR	995	0	NR
480	227	NR	610	814	NR	740	24	NR	870	0	NR	1000	0	NR
485	248	NR	615	771	NR	745	20	NR	875	0	NR			

Summary

$R_f = 82.6$
 $R_g = 95.1$
 CIE $R_a = 80.6$
 $R_9 = -5.8$



Color Vector Graphics

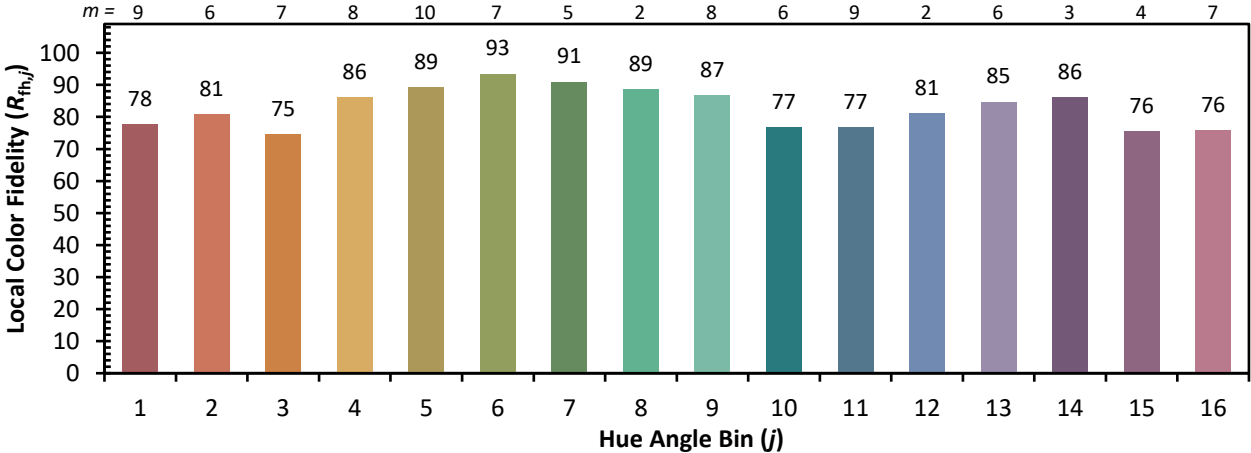


Individual Sample Fidelity Index ($R_{f,i}$)

CES01 = 85	CES26 = 79	CES51 = 94	CES76 = 72
CES02 = 61	CES27 = 93	CES52 = 94	CES77 = 82
CES03 = 31	CES28 = 90	CES53 = 88	CES78 = 71
CES04 = 69	CES29 = 83	CES54 = 89	CES79 = 91
CES05 = 48	CES30 = 95	CES55 = 88	CES80 = 88
CES06 = 50	CES31 = 86	CES56 = 84	CES81 = 80
CES07 = 40	CES32 = 78	CES57 = 84	CES82 = 95
CES08 = 39	CES33 = 90	CES58 = 84	CES83 = 95
CES09 = 29	CES34 = 85	CES59 = 90	CES84 = 90
CES10 = 74	CES35 = 92	CES60 = 91	CES85 = 78
CES11 = 57	CES36 = 85	CES61 = 87	CES86 = 73
CES12 = 63	CES37 = 91	CES62 = 87	CES87 = 83
CES13 = 42	CES38 = 95	CES63 = 84	CES88 = 86
CES14 = 74	CES39 = 98	CES64 = 78	CES89 = 76
CES15 = 71	CES40 = 94	CES65 = 75	CES90 = 87
CES16 = 46	CES41 = 98	CES66 = 75	CES91 = 72
CES17 = 49	CES42 = 92	CES67 = 73	CES92 = 62
CES18 = 56	CES43 = 88	CES68 = 77	CES93 = 78
CES19 = 71	CES44 = 99	CES69 = 82	CES94 = 60
CES20 = 65	CES45 = 93	CES70 = 72	CES95 = 70
CES21 = 86	CES46 = 90	CES71 = 67	CES96 = 82
CES22 = 78	CES47 = 95	CES72 = 89	CES97 = 90
CES23 = 91	CES48 = 84	CES73 = 65	CES98 = 84
CES24 = 90	CES49 = 89	CES74 = 93	CES99 = 73
CES25 = 71	CES50 = 94	CES75 = 69	



Color Rendition by Hue-Angle Bin



Measure Comparisons



(END OF REPORT)